

**DECLASSIFIED**

Authority NND 893033

**DECLASSIFIED**

Authority NND 893033

*Jacombra, Valerio  
Civilian*

LACAMBRA, VALERIO

DECLASSIFIED  
Authority AND 893033

37TH STATION HOSPITAL  
Abbreviated Clinical Record

NAME RANK ASN ORGANIZATION AGE  
Lacandra, Valerio - Civilian Male - 72 yrs.

I.S.W. Ad.

DIAGNOSIS: SOURCE OF ADMISSION: DATE  
Direct 1 Sept '45

HISTORY: States he was shot when a .45 Cal. pistol fell out of his holster - about 2200 hrs. 1 Sept '45 - San Fabion, Luzon.

PHYSICAL EXAMINATION (Positive findings) B.P. 120/70 - Pulse 100 - wound of entrance near costo vertebral angle between 11th + 12th ribs on right side - upper abdomen very rigid + tender - no wound of exit.

PROGRESS NOTES AND CLINICAL COURSE:  
 operation - debridement - abdominal exploration - suturing lacerated stomach - Ether 3 1/2 E.M.  
 4 Sept '45 - moderate abdominal distention - no vomiting - still on narcotics but nothing by mouth - Respiration 30 - slight dullness few scattered rales + increased breath sounds at left base. E.M.  
 4 Sept - T = 104 Rsp. rapid Cyanotic. Respiration noisy. Moist coarse rales throughout chest. R - M 5/4 - Will attempt to get 2 SE  
 5 Sept - oxygen. Definite left lower lobe pneumonia this AM.

FINAL DIAGNOSIS ON DISCH: 6 Sept - 500 cc. whole blood transfusion given - DATE  
DISPOSITION: DUTY EVACUATED DIED E.J.M.

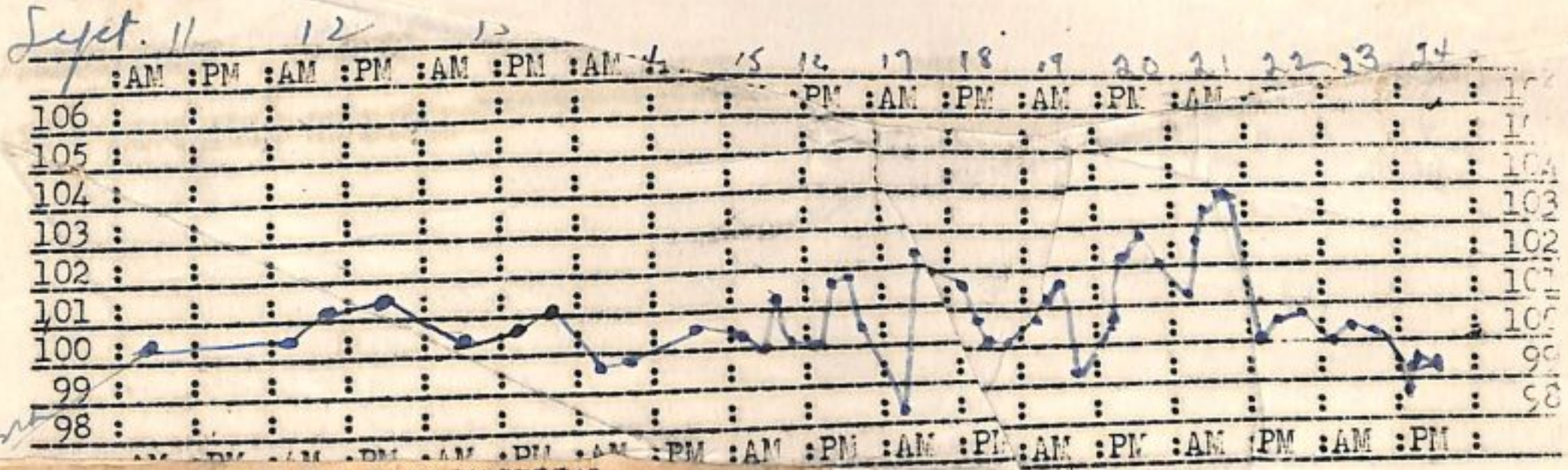
much better. no cyanosis. oxygen has been of value. Recommend repeat malaria surveys if temp. goes up again.

Robert H. Capone  
(Signature of Ward Officer)

9 Sept - Runs septic temp. Dulness + suppression (absence) of breath sounds over LLL post. Has effusion - possibly empyema. Recommend chest tap + increase Diazine to 500 cc. q 4h. 7 SE

WARD NUMBER 4 BED NUMBER 7 PATIENTS NAME Lacambra

TEMPERATURE CHART:



URINALYSIS -- 37TH STATION HOSPITAL

VALERIA 37th Station Hospital

Name: Lacambra Valerio  
(Last) (First)

Grade: Ward 4 Bed 7

- Negative -
- F. Vivax -
- F. Falciparum -
- Undetermined -

HENRY BRODY  
CAPT. M. C.  
SEP 18

Eos  
Bas  
Lymphs - 81  
Monos -

HENRY BRODY  
CAPT. M. C.  
SEP 10 1945

Sept 18 Sept  
 Penicillin 25,000 units q. 3 h.  
 by mouth  
 Saline & 3% glucose 1000 cc. i.i.d.  
 q. 4 h. p. 1-2  
 give 1500 units A.T.S.  
 E.T.M.

urinalysis  
 noted  
 Sept 15 - Regia water (not iced) in small  
 amounts by mouth - direct  
 infusions E.T.M.  
 direct 8 Sept -  
 E.T.M.

WARD NUMBER 4 BED NUMBER 10 PATIENTS NAME Lacambra

TEMPERATURE CHART:

Sept. 11 12 13 14 15 16 17 18 19 20 21 22 23 24

	:AM	:PM	:AM	:PM	:AM	:PM	:AM	:PM	:AM	:PM	:AM	:PM	:AM	:PM	:AM	:PM
106	:	:	:	:	:	:	:	:	:	:	:	:	:	:	:	:
105	:	:	:	:	:	:	:	:	:	:	:	:	:	:	:	:
104	:	:	:	:	:	:	:	:	:	:	:	:	:	:	:	:

Ward: 4  
Bed: 10

Date:

Lacambra

(Last name)

Valerio

(First name)

Hct in 7.5 grams = 54%

Bleeding Time:

Clotting time:

RBC : 3,230,000

Reticulocytes:

WBC : 17,000

Differential

Blood type

Polys-Neutr 67

Eos 2

Bas

Lymphs - 31

Monos -

HENRY BRODY  
CAPT. M. C.

SEP 10 1945

Sept 18 Sept  
penicillin 25,000 units q. 3 h.  
by mouth  
Saline & 5% glucose 1000 cc. i.i.d.  
q. 4 h. p. 1-2  
to give 1500 units A.T.S.  
E.T.M.

urinalysis  
Sulfadiazine 1 gram q. 4 h - E.T.M.  
Sept 15 - Requin water (not iced) in small  
amounts by mouth - Diet.  
infusions E.T.M.

WARD NUMBER 4 BED NUMBER 10 PATIENTS NAME Lacambona

TEMPERATURE CHART:

Sept. 11 12 13 14 15 16 17 18 19 20 21 22 23 24

	:AM	:PM	:AM	:PM	:AM	:PM	:AM	:PM	:AM	:PM	:AM	:PM	:AM	:PM
106	:	:	:	:	:	:	:	:	:	:	:	:	:	:
105	:	:	:	:	:	:	:	:	:	:	:	:	:	:



6-9-45

Emergency  
Please phone results

SEP 6 1945

Emmitt D. Moore  
W.O. (C) U.S.A.

5-7398

37th STA HOSP

Sept 18 Sept

penicillin 25,000 units q. 3 h.  
by mouth

Saline & 3% glucose 1000 cc. i.v.  
q. 4 h. p. 1-2

to give 1500 units A.T.S.  
E.T.M.

urinalysis

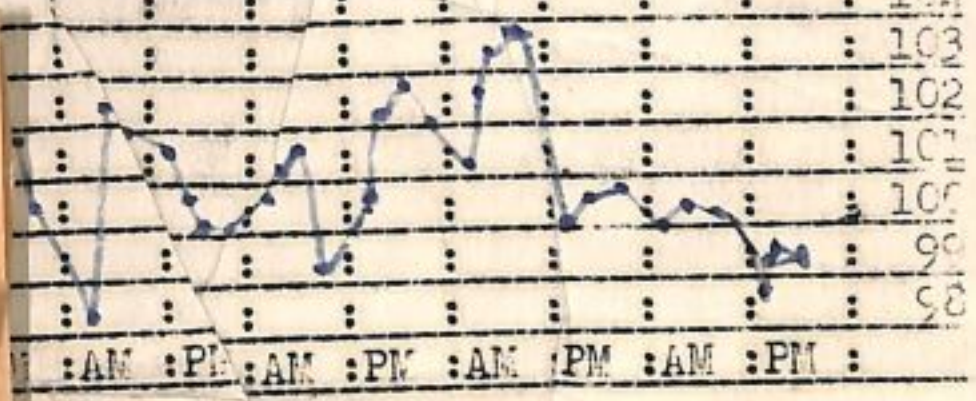
Sept 15 - Regain water (not iced) in small  
amounts by mouth - Diet.  
infusions E.T.M.

Sept 18 Sept -  
Sulfadiazine 1 gram q. 4 h - E.T.M.

WARD NUMBER 4 BED NUMBER 10 PATIENTS NAME Lucambona

TEMPERATURE CHART:

Sept. 11		12		13		14		15		16		17		18		19		20		21		22		23		24	
:AM	:PM	:AM	:PM	:AM	:PM	:AM	:PM	:AM	:PM	:AM	:PM	:AM	:PM	:AM	:PM	:AM	:PM	:AM	:PM	:AM	:PM	:AM	:PM	:AM	:PM	:AM	:PM
106	:	:	:	:	:	:	:	:	:	:	:	:	:	:	:	:	:	:	:	:	:	:	:	:	:	:	:
105	:	:	:	:	:	:	:	:	:	:	:	:	:	:	:	:	:	:	:	:	:	:	:	:	:	:	:



Last Name) (First Name)

Physician's Signature

Date nature of specimen and examination desired: cross match Henry Brody  
 Result: Sagmay, Narciso CAPT. J. G.  
 found compatible SEP 5 1945

Lymphs-  
 Monos -

for W05 Lucambona

Colloidal Gold-

Emergency

Sept 18 Sept  
 Penicillin 25,000 units q. 3 h.  
 given by mouth.  
 Saline & 5% glucose 1000 cc. i.i.d.  
 mp. & q. 4 h. p. 1-2  
 give 1500 units A.T.S.  
 E.T.M.

Uric analysis  
 Sulfadiazine 600mg q. 4 h - Sept 18 Sept - E.T.M.  
 @ Sept 15 - Regia water (not iced) in small amounts by mouth - direct infusions E.T.M.

WARD NUMBER 4 BED NUMBER 10 PATIENTS NAME Lucambra

TEMPERATURE CHART:

Sept. 11	12	13	14	15	16	17	18	19	20	21	22	23	24
:AM	:PM	:AM	:PM	:AM	:PM	:AM	:PM	:AM	:PM	:AM	:PM	:AM	:PM
106													



Hemoglobin-      Bleeding Time-  
RBC -              Clotting Time-  
WBC -              Reticulocytes-  
Differential      SEP 5 1945  
Polys-Neutr      Blood Type - "A"  
10 Eos      Type For Blood Donor  
Bas      for W05 Lucambra  
Lymphs-  
Monos -  
Colloidal Gold-  
Emergency

Sept 18 Sept  
penicillin 25,000 units q. 3 h.  
by mouth.  
Saline & 3% glucose 1000 cc. i.i.d.  
mp. & q. 4 h. p. 1-2  
to give 1500 units A.T.S.  
E.T.M.

urinalysis  
Sulfadiazine 2.0 g. q. 4 h. - E.T.M.  
Sept 15 - Begin water (not iced) in small  
amounts by mouth - Diet.  
infusions & E.T.M.



WARD NUMBER 4 BED NUMBER 10 PATIENTS NAME Lacambou

TEMPERATURE CHART:



*Meg*

BLOOD Kahn-  
Wasserman-  
  
Widal-  
  
B. Abortus-  
Other Serology-

SPINAL FLUID  
Kahn-  
Wasserman-  
Colloidal Gold-

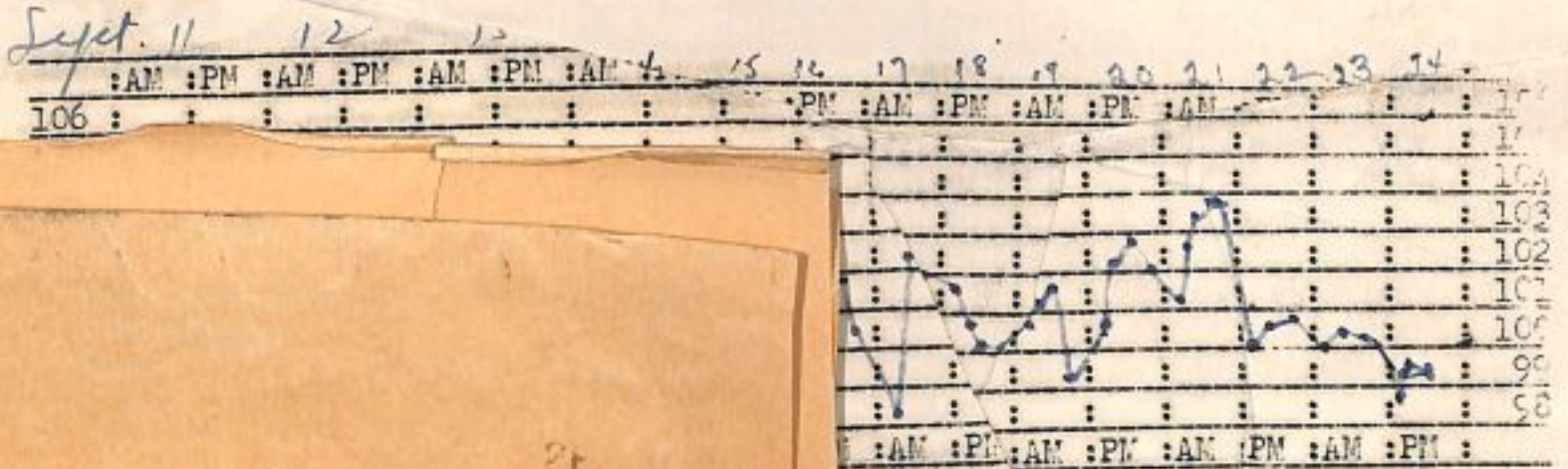
*Emergency*

*Sept 18 Sept*  
 Penicillin 25,000 units q. 3 h.  
 given by mouth.  
 Saline & 3% glucose 1000 cc. i.i.d.  
 up to 9:00/4 q. 4 h. p. 1-2  
 to give 1500 units A.T.S.  
 E.T.M.

*urinalysis*  
*noted*  
 Sept 15 - Begin water (not iced) in small  
 amounts by mouth - direct  
 infusions & E.T.M.  
*Sept 18 Sept*  
 Sulfadiazine 1 gram q. 4 h - E.T.M.

WARD NUMBER 4 BED NUMBER 10 PATIENTS NAME Lacambra

TEMPERATURE CHART:



[Redacted area with several overlapping brown paper strips]

Signature of ward

Hemoglobin- Bleeding Time **W. BRODY**  
 RBC - Clotting Time **T. M. G.**  
 WBC - Reticulocytes  
 Differential Blood Type - **O**  
 Polys-Neutr **typ For Blood Donor**  
 Eos  
 Bas  
 Lymph-

SEP 5 1945

for u d #5 Lacambra

Sept 18 Sept  
 penicillin 25,000 units q. 3 h.  
 by mouth  
 Saline & 5% glucose 1000 cc. i.v.  
 q. 4 h. p. 1-2  
 to give 1500 units A.T.S.  
 E.T.M.

Uric analysis  
 Sulfadiazine 400mg q. 4 h - E.T.M.  
 Sept 7-5 - Regim water (not iced) in small  
 amounts by mouth - Diet.  
 infusions E.T.M.

WARD NUMBER 4 BED NUMBER 10 PATIENTS NAME Lacambra

TEMPERATURE CHART:



RBC -  
WBC -  
Differential  
Polys-Neutr  
Eos  
Bas  
Lymphs-  
Monos -

Reticulocytes-

Blood Type - V"O"

HENRY BRUDY  
CAPT., M. C.

SEP 5 1942

Red Pt.

Emergency

Sept 18 Sept  
penicillin 25,000 units q. 3 h.  
by mouth.  
Saline & 5% glucose 1000 cc. i.i.d.  
mp. & q. 4 h. p. 1-2  
to give 1500 units A.T.S.  
E.T.M.

Uric analysis

noted  
1942  
Sept 7-5

Sulfadiazine 400mg q. 4 h - E.T.M.  
Begin water (not iced) in small  
amounts by mouth - Diet.  
infusions - E.T.M.

DECLASSIFIED  
Authority NND 893033

DECLASSIFIED  
Authority NND 893033

WARD NUMBER 4 BED NUMBER 7 PATIENTS NAME Lacambona

TEMPERATURE CHART:



Bile \_\_\_\_\_ Urobilinogen \_\_\_\_\_ Occult  
Blood trace

Microscopic: 4-5 epithelial cells per hpf.  
1-2 RBC per hpf.  
Acetone neg.

HENRY BRODY  
CAPT. M. C.  
SEP 5 1945

Sept 18 Sept  
penicillin 25,000 units q. 3 h.  
by mouth.  
Saline & 3% glucose 1000 cc. i.i.d.  
mp. & q. 4 h. p. 1-2  
to give 1500 units A.T.S.  
E.T.M.

urinalysis  
Sept 15 - Begin water (not iced) in small  
amounts by mouth - diet.  
infusions & E.T.M.  
Sept 18 Sept - E.T.M.

DECLASSIFIED  
Authority NND 893033

DECLASSIFIED  
Authority NND 893033

WARD NUMBER 4 BED NUMBER 16 PATIENTS NAME Lacambou

TEMPERATURE CHART:



[Several sheets of paper are layered and partially obscured by other documents.]

hemoglobin  
RBC -  
WBC -  
Differential  
  Polys-Neutr  
  Eos  
  Bas  
Lymphs-  
Monos -

Bleeding Time-  
Clotting Time-  
Reticulocytes-

Blood Type - V "O"  
HENRY BRUD  
CAPT., M. C.  
SEP 5 1945  
Red Pt.

Emergency

Sept 18, Sept  
penicillin 25,000 units q. 3 h.  
by mouth  
Saline 5% glucose 1000 cc. i.v.  
q. 4 h. p. 1-2  
to give 1500 units A.T.S.  
E.T.M

urinalysis  
Sept 7-5 - Begin water (not iced) in small  
amounts by mouth - direct  
infusions E.T.M.

Sept 8 Sept -  
sulfadiazine 600mg q. 4 h - E.T.M

DECLASSIFIED  
Authority

WARD NUMBER 4 BED NUMBER 10 PATIENTS NAME Lacambona

TEMPERATURE CHART:



Bile \_\_\_\_\_ Urobilinogen \_\_\_\_\_ Occult Blood trace

Microscopic: 4-5 epithelial cells per hpf.

Acetone neg. 1-2 RBC per hpf.

HENRY BRODY  
CAPT. M. C.  
SEP 5 1945

Sept 18 Sept  
 Penicillin 25,000 units q. 3 h.  
 by mouth.  
 Saline & 5% glucose 1000 cc. i.i.d.  
 q. 4 h. p. 1-2  
 give 1500 units A.T.S.  
 E.T.M.

Urinanalysis  
 noted  
 Sept 7-5 - Requin water (not iced) in small  
 amounts by mouth - direct.  
 infusions & E.T.M.  
 direct 8 Sept -  
 E.T.M.

DECLASSIFIED  
Authority NND 893033

DECLASSIFIED  
Authority NND 893033

WARD NUMBER 4 BED NUMBER 7 PATIENTS NAME Lacambra

TEMPERATURE CHART:



RBC 2,970,000  
 WBC 6,800  
 Differential  
 Polys-Neutr 69  
 Eos  
 Bas  
 Lymphs- 30  
 Monos - 1

Stool  
Reticulocytes:

Blood type:

SEP 5 1945

Sept 18 Sept  
 penicillin 25,000 units q. 3 h.  
 given by mouth.  
 Saline & 5% glucose 1000 cc. i.v.  
 q. 4 h. p. 1-2  
 to give 1500 units A.T.S.  
 E.T.M.

Urinanalysis  
 noted  
 Sept 4-5 - Begin water (not iced) in small  
 amounts by mouth - Diet.  
 E.T.M.

DECLASSIFIED  
Authority

Lembra - Progress Note

10 Sept '45 - Abdominal wound + flank wound  
dressings changed. Some purulent drainage  
from abdominal wound. Every other suture  
removed. Flank wound clean - drain  
removed. General condition much improved  
E. J. M.

15 Sept '45 - Chest tapped but no fluid obtained.  
All sutures removed. Wound practically  
healed. General condition much  
improved. E. J. M.

18 Sept '45 - Having a severe chill this A.M. Left  
base still somewhat dull & without breath  
sounds - no rales. To have another  
malarial smear. E. J. M.

20 Sept '45 - Taking atabrine in spite of neg. malarial  
smear. Abdominal wound healing slowly

25 Sept '45 - Temp. normal past 24 hrs. Relieve patient  
had clinical malaria. E. J. M.

29 Sept '45 - Still running fever up to 100.6° daily.  
Feeling much better - Eating well. E. J. M.

7 Oct - Had clear iron atabrine temp 100.4° E. J. M.

8 Oct - To normal. No complaints.

10 Oct - Feel diet without difficulty. E. J. M.

14 Oct - No drainage has begun granulating area in incision of  
epineurial wound. To have secondary closure 16 Oct '45  
Progress & condition excellent.

20 Oct. Secondary closure rigid done 19 Oct '45 E. J. M.  
Morphine gr 1/4 h.s.

29 Oct - Wound almost healed. Discharged to home. To have  
dressings pin

Discharge Diet  
(1) No fat abdomen - (2) Absorption  
# 34 Lembra. (3) Suppuration duodenum Malaria



37TH STATION HOSPITAL  
Abbreviated Clinical Record

<u>NAME</u>	<u>RANK</u>	<u>ASN</u>	<u>ORGANIZATION</u>	<u>AGE</u>
<i>Jacandra, Pablo, Amhar (Mali)</i>				<i>32</i>
<u>DIAGNOSIS:</u>	<u>SOURCE OF ADMISSION:</u>	<u>DATE</u>		
<i>Gun shot wound of abd. chest</i>		<i>1 Sept - 45</i>		

HISTORY: *Accidentally wounded 2 Sept 45 about 2100 hrs at Manong, Luzon PI when pilot fell out of plane while performing a low pass. - wound of chest and abdomen. - complaining of severe chest pain & no work.*

PHYSICAL EXAMINATION (Positive findings) *Only signs - Wound of entrance 10 inches above chest right, plus entrance & no wound of exit on back.*

PROGRESS NOTES AND CLINICAL COURSE:  
*Immediately brought to hospital. Resp. & circulatory system - returned to normal condition rapidly.*

FINAL DIAGNOSIS ON DISCH: \_\_\_\_\_ DATE: \_\_\_\_\_

DISPOSITION:     DUTY             EVACUATED             DIED

\_\_\_\_\_  
(Signature of Ward Officer)

*# 34 - Jacandra.*

DECLASSIFIED  
Authority NND 893033

WARD NUMBER 4 BED NUMBER 34 PATIENTS NAME Sacambra, Valerio

TEMPERATURE CHART:

	8	9	10	11	12	13	14	15	16	17
	:AM	:PM	:AM	:PM	:AM	:PM	:AM	:PM	:AM	:PM
106	:	:	:	:	:	:	:	:	:	:
105	:	:	:	:	:	:	:	:	:	:
104	:	:	:	:	:	:	:	:	:	:
103	:	:	:	:	:	:	:	:	:	:
102	:	:	:	:	:	:	:	:	:	:
101	:	:	:	:	:	:	:	:	:	:
100	:	:	:	:	:	:	:	:	:	:
99	:	:	:	:	:	:	:	:	:	:
98	:	:	:	:	:	:	:	:	:	:

URINALYSIS -- 37TH

NAME: Sacambra, Valerio  
 Color: straw Charac  
 Sp. Gr.: 1.023 Albumen  
 Urobilino  
 Microscopic: None  
Occ. gran

Name Sacambra, Valerio Serial No. 4 Rank \_\_\_\_\_  
 Station \_\_\_\_\_ Ward 4  
 Examination requested by \_\_\_\_\_ M. C.

INDICATE EXAMINATION REQUESTED BY CHECK (X) BELOW

Character \_\_\_\_\_  
 Blood \_\_\_\_\_ Pus \_\_\_\_\_  
 Elastic tissue \_\_\_\_\_  
 Tubercle bacilli neg  
 Pneumococcus \_\_\_\_\_ Type \_\_\_\_\_  
 Remarks \_\_\_\_\_  
 Lab \_\_\_\_\_

HENRY BRODY  
 CAPT., M. C.  
 OCT 28 1945

Form 561-7  
 MEDICAL DEPARTMENT, U. S. ARMY  
 (Revised June 9, 1942)

SPUTUM Date \_\_\_\_\_

Lymphs - 25  
 Monos - 1

OCT 25 1945

DECLASSIFIED  
Authority \_\_\_\_\_

WARD NUMBER 4 BED NUMBER 34 PATIENTS NAME Sacambra, Valerio

TEMPERATURE CHART:

Oct.	8	9	10	11	12	13	14	15	16	17
	AM	PM	AM	PM	AM	PM	AM	PM	AM	PM
106	:	:	:	:	:	:	:	:	:	:
105	:	:	:	:	:	:	:	:	:	:
104	:	:	:	:	:	:	:	:	:	:
103	:	:	:	:	:	:	:	:	:	:
102	:	:	:	:	:	:	:	:	:	:
101	:	:	:	:	:	:	:	:	:	:
100	:	:	:	:	:	:	:	:	:	:
99	:	:	:	:	:	:	:	:	:	:
98	:	:	:	:	:	:	:	:	:	:

URINALYSIS -- 37TH

Name Sacambra, Valerio Serial No. 4 Rank \_\_\_\_\_  
 Station \_\_\_\_\_ Ward \_\_\_\_\_  
 NAME: Sacambra, Valerio DATE \_\_\_\_\_

Color straw Character clear pH 5.0

Sp. Gr. 1.023 Albumen trace Sugar neg

Bile \_\_\_\_\_ Urobilinogen \_\_\_\_\_ Occult Blood \_\_\_\_\_

Microscopic: Numerous epithelial cells.

Occ. granular casts.

HENRY BRODY  
 CAPT. M. C.  
 SEP 9 1945

Lymphs - 25  
 Monos - 1


*RB*

DECLASSIFIED  
Authority NND 893033

WARD NUMBER 4 BED NUMBER 34 PATIENTS NAME Sacambra, Valerio

TEMPERATURE CHART:

9 / 10 / 11 / 12 / 13 / 14 / 15 / 16 20  
PM AM PM AM PM AM PM AM



DECLASSIFIED  
Authority NND 893033

HEMATOLOGY

37TH STATION HOSPITAL

Ward: 4  
Bed: 34

Date:

Sacambra, Valerio  
(Last name) (First name)  
HEMOGLOBIN 85 Bleeding time:  
Clotting time:  
Reticulocytes:  
RBC 4,420,000  
WBC 16,900  
Differential  
Polys-Neutr 71  
Eos 3  
Bas  
Lymphs 25  
Monos 1  
Blood type:

-----  
-----  
-----  
-----  
-----

OCT 15 1945

DECLASSIFIED  
Authority \_\_\_\_\_

DECLASSIFIED  
Authority NND 893033

DECLASSIFIED  
Authority NND 893033

WARD NUMBER 4 BED NUMBER 34

WARD NUMBER 4 BED NUMBER 34 PATIENTS NAME Lacourba, Valois

TEMPERATURE CHART:

	Oct. 27		28		29		30		31		
	:AM	:PM	:AM	:PM	:AM	:PM	:AM	:PM	:AM	:PM	
106	:	:	:	:	:	:	:	:	:	:	: 106
105	:	:	:	:	:	:	:	:	:	:	: 105
104	:	:	:	:	:	:	:	:	:	:	: 104
103	:	:	:	:	:	:	:	:	:	:	: 103
102	:	:	:	:	:	:	:	:	:	:	: 102
101	:	:	:	:	:	:	:	:	:	:	: 101
100	:	:	:	:	:	:	:	:	:	:	: 100
99	:	:	:	:	:	:	:	:	:	:	: 99
98	:	:	:	:	:	:	:	:	:	:	: 98
	:AM	:PM	:AM	:PM	:AM	:PM	:AM	:PM	:AM	:PM	

100  
90

DECLASSIFIED  
Authority \_\_\_\_\_

DECLASSIFIED  
Authority NND 893033

DECLASSIFIED  
Authority NND 893033

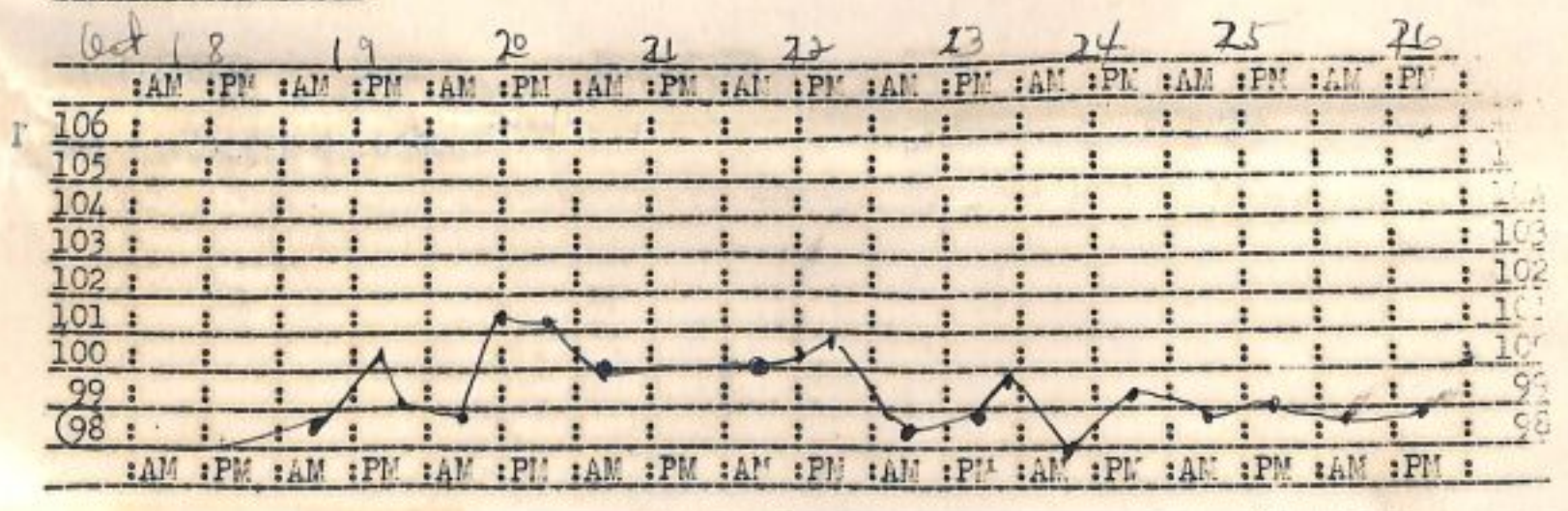
FINAL DIAGNOSIS ON DISCH: \_\_\_\_\_ DATE \_\_\_\_\_

DISPOSITION:      DUTY      EVACUATED      DIED

\_\_\_\_\_  
(Signature of Ward Officer)

WARD NUMBER 4    BED NUMBER 34    PATIENTS NAME Jacumba, Valerio

TEMPERATURE CHART:



100  
90

DECLASSIFIED  
Authority \_\_\_\_\_

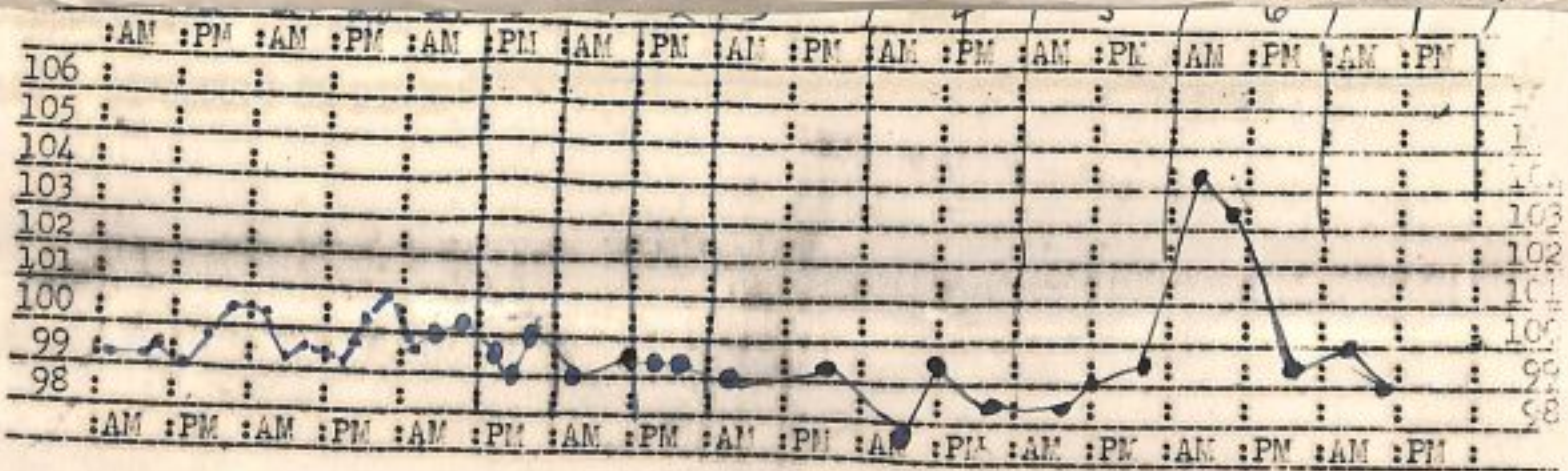
DECLASSIFIED  
Authority NND 893033

DECLASSIFIED  
Authority NND 893033

FINAL DIAGNOSIS ON DISCH: \_\_\_\_\_

DISPOSITION:      DUTY      EVACUATED      DIED      DATE

(Signature of Ward Officer)



PULSE CHART:



DECLASSIFIED  
Authority \_\_\_\_\_

DECLASSIFIED  
Authority NND 893033

DECLASSIFIED  
Authority NND 893033

FINAL DIAGNOSIS ON DISCH: \_\_\_\_\_ DATE \_\_\_\_\_  
DISPOSITION:      DUTY      EVACUATED      DIED

\_\_\_\_\_  
(Signature of Ward Officer)

DECLASSIFIED  
Authority \_\_\_\_\_



DECLASSIFIED  
Authority NND 893033

DECLASSIFIED  
Authority NND 893033

Form 55 O-1  
MEDICAL DEPARTMENT, U. S. ARMY  
(Revised May 21, 1939)

### PREOPERATIVE EXAMINATION AND ANESTHETIC RECORD

Name Laamba, Valeri Grade Pfc Ward 4

Date 19 October 1945 Age 22

HEART:

LUNGS:

PULSE \_\_\_\_\_ BLOOD PRESSURE: Systolic \_\_\_\_\_ Diastolic \_\_\_\_\_

BLOOD COUNT:

Erythrocytes \_\_\_\_\_ Hemoglobin \_\_\_\_\_

Leucocytes \_\_\_\_\_ Polymorphonuclears \_\_\_\_\_

COAGULATION TIME (when directed) \_\_\_\_\_

URINE ANALYSIS:

Specific gravity \_\_\_\_\_ Albumen \_\_\_\_\_ Sugar \_\_\_\_\_

Microscopic \_\_\_\_\_

PREVIOUS OPERATIONS:

PREOPERATIVE DIAGNOSIS:

granulating wound abdomen

REMARKS:

Blood type "A"

M. C.

(OVER)

DECLASSIFIED  
Authority \_\_\_\_\_

DECLASSIFIED  
Authority NND 893033

DECLASSIFIED  
Authority NND 893033

ANESTHETIC RECORD

Date 19 October 1945 19 \_\_\_\_\_ Operating room No. 1

Operator R. J. Smith Capt MC Assistants Mc Galtie and R. G. H. P.

Anesthetic begun 0955 Anesthetic ended 1055

Operation begun 0958 Operation ended 1110

Type of anesthesia I.V.  $\text{N}_2\text{O}-\text{O}_2$  50/50

Anesthetic used (drug and amount) Sodium pentothal gas 1.

Time	Syst.	Diast.	P. P.	Pulse	Remarks (change of position, drugs given, etc.)
0930	120	80		100	Pt quiet - drowsy
0955					Induction quick
0958	120	90		108	Surgery
1015	126	92			
1030	120	90		108	Pulse good, full -
1040					clearing
					1 Pressure drain
1110	122	90		108	Dressings applied
1120					Muscular twitching
					Finger nails cyanotic

Anesthetic complications:

Age \_\_\_\_\_ Height \_\_\_\_\_ Weight \_\_\_\_\_

Wary K. Thurman Capt MC  
Anesthetist

DECLASSIFIED  
Authority \_\_\_\_\_

DECLASSIFIED  
Authority NND 893033

DECLASSIFIED  
Authority NND 893033

Form 55 0 2  
Medical Department, U.S. Army  
(Revised 31 May, 1939)  
(Reproduced 37 Sta Hosp, 17 Apr/45)

*Old Copy*

OPERATION REPORT

Name LaCombe, Valeris Grade Civ Ward 4

Date 2 Sept, 19 45 Ago 22

Postoperative Diagnosis: 1. G.S.W. penetrating, right flank (45 cal)  
2. Wound, lacerating, of first part duodenum and gastrohepatic omentum

Operation: Debridement of wound. Suturing laceration of duodenum. Abdominal exploration.

Right rectus incision made. Abdomen contained about 600 cc. blood. A complete abdominal exploration was done. There was a large rent in the gastrohepatic omentum with moderate bleeding behind this in the retroperitoneal area. An opening  $\frac{1}{2}$  inch in diameter was found on the posterior wall of the duodenum, just distal to the pylorus. This was sutured with a running suture of 00 chromic, and covered with a section of omentum. The area of bleeding was inaccessible, but pressure was made

Remarks: for ten minutes and no further active bleeding was noted. Abdomen sutured in layers. Wound of entrance was located in the right flank, between 11th and 12th ribs near costovertebral angle. It was debrided, and small vaseline gauze drain inserted.

Operation begun 2340 Ended 0145

Operator Maj. E. V. Montgomery

Assistants Capt. Smith - Lt. J. Hayes

Anesthesia used Ether 7.0 - 0.2 Amount 7 1/2 oz

Anesthetist Capt. Martinson

Specimens forwarded to laboratory for examination:

570 glucose NaCl - 100cc  
whole blood 30cc  
Plasma 25cc

#34

~~Signature~~ E. V. Montgomery, Maj.  
M.C.

(Over)

DECLASSIFIED  
Authority

Form 55 0 2  
Medical Department, U.S. Army  
(Revised 31 May, 1939)  
(Reproduced 37 Sta Hosp, 17 Apr/45)

OPERATION REPORT

Name Lacembra Grade \_\_\_\_\_ Ward 4

Date Sept. 6, 19 45 Ago \_\_\_\_\_

Postoperative Diagnosis:

*Blood transfusion.*  
Donor: *Lagnay, Narciso*  
*Blood Type "O"*

Operation: *Recip: Lacembra.*  
*Blood Type*

Remarks: *500 cc. whole blood given*

Operation begun \_\_\_\_\_ Ended \_\_\_\_\_

Operator \_\_\_\_\_

Assistants \_\_\_\_\_

Anesthesia used \_\_\_\_\_ Amount \_\_\_\_\_

Anesthetist \_\_\_\_\_

Specimens forwarded to laboratory for examination:

# 34

~~\_\_\_\_\_~~

M.C.

(Over)

Still in Hospital.

att Ward 4

Form 55 0 2  
Medical Department, U.S. Army  
(Revised 31 May, 1939)  
(Reproduced 37 Sta Hosp, 17 Apr/45)

Name Lacambra, Velino OPERATION REPORT  
~~Alvarez~~ Grade P.I. Civ. Ward 4  
12

Date 19 Oct, 19 45 Age 22

Postoperative Diagnosis:

Post operative swine gm abdomen. Dark red  
abdominal wall scars exposed - drained. Now clean  
granulating area 2" x 4" mid abdomen epigastric  
No hernia.

Operation: Secondary closure granulating area.  
excised. Flap undermined. Neurotaxis  
approximation without tension.

Remarks:

Operation begun 9:55 Ended 11:00

Operator Capt. Smith

Assistants Lt. Patti's

Anesthesia used pinto. Sol. Amount 900 cc

Anesthetist Capt. Martinson

Specimens forwarded to laboratory for examination:

Robert G. Smith Capt  
M.C.

Form 55 H-1  
MEDICAL DEPARTMENT, U. S. ARMY  
(Revised May 31, 1939)

**TEMPERATURE—TREATMENT—NURSE'S NOTES**

Name Lacambra, Valerio Grade Civ Ward 12

Date	A.M.			P.M.			St	Wt	Medication and Nurse's Notes
	T	P	R	T	P	R			
2 Sept 45									Admitted per letter to Wd #12 @ 0215, unconscious. Pulse - 142, Resp - 44
								0245	Pulse - 120, Resp 40 Restless, thrashing about, moaning & groaning. Restraint necessary.
								0310	Morphine Sulfate gr. $\frac{1}{4}$ sc. Penicillin Therapy begun - 25,000 Ith @ 0300, 0400 Nothing pro. Pulse good quality.
								0330	P-128 R-32 Resting more quietly. Restless at intervals.
								0415	P-124 R-32 Sleeping quietly.
								0700	Pulse slower, regular. Slept from 0330 on. Transferred to wd 4 @ 0800

(Over)

#1



DECLASSIFIED  
Authority NND 893033

SEROLOGY 37th STA HOSP Wd- 4  
APO 70 Bed-

*Jadio Primitivo*  
(Last Name) (First Name) (ASN)

Orgn. *Blood Donor*

BLOOD Kohn- ✓ *26-9-45*  
Wasserman- NEGATIVE

Widal-

*2463*  
Abortus-  
*89* Other Serology-

SPINAL FLUID  
Kohn-  
*H* Wasserman-  
Colloidal Gold-  
*5-8382*

SEP 27 1945  
Emmitt D. Moore  
WO-1st USA

27 SEP 1945

DECLASSIFIED  
Authority NND 893033

DECLASSIFIED  
Authority \_\_\_\_\_



DECLASSIFIED  
Authority NND 893033

HEMATOLOGY 37TH STATION HOSPITAL  
Ward: 4  
Bed:  
Date: -

Jolentino Purificacion  
(Last name) (First name)

Hemoglobin      Bleeding time:  
                         Clotting time:  
RBC                      Reticulocytes:  
WBC  
Differential      Blood type: "O"  
    Polys-Neutr  
        Eos      *Donor for*  
        Bas      *Sacambra*  
Lymphs-      *Blood Type Oapt 26 1945*  
Monos -      *Blood being sent for Kahn*

13

HENRY BRIDGEMAN  
CAPT., M. C.

DECLASSIFIED  
Authority NND 893033

DECLASSIFIED  
Authority \_\_\_\_\_

DECLASSIFIED  
Authority NND 893033

HEMATOLOGY 37TH STATION HOSPITAL  
Ward: 4a  
Bed:  
Date:

<u>Cagin</u> (Last name)	<u>Ricardo</u> (First name)
Hemoglobin	Bleeding time:
RBC	Clotting time:
WBC	Reticulocytes:
Differential	Blood type: "O"
Polys-Neutr	
Eos	Donor for
Bas	<u>Sacombra</u>
Lymphs-	Blood type "O"
Monos -	

**12** Blood being sent for Kahn

HENRY BLODY  
CAPT. M.C.  
Sept 10 1945

DECLASSIFIED  
Authority NND 893033

DECLASSIFIED  
Authority \_\_\_\_\_

DECLASSIFIED  
Authority NND 893033

HEMATOLOGY 37TH STATION HOSPITAL  
Ward: 4  
Bed:  
Date:

Jadio Premutiv  
(Last name) (First name)

Hemoglobin      Bleeding time:  
RBC              Clotting time:  
WBC              Reticulocytes:

Differential      Blood type: "O"  
Polys-Neutr      Donor for  
Eos              Sacamba  
Bas              Blood type "O"  
Lymphs -      Blood being sent for Kahn  
Monos -      *B*

Sept 6 1945 CAPT., U.S.A.

DECLASSIFIED  
Authority NND 893033

DECLASSIFIED  
Authority \_\_\_\_\_

DECLASSIFIED  
Authority NND 893033

HEMATOLOGY STATION HOSPITAL  
Ward: 4  
Bed:  
Date:

Resamito      Gotera  
(Last name)      (First name)

HEMOGLOBIN      Bleeding time:  
RBC      Clotting time:  
WBC      Reticuloocytes:  
Differential      Blood type: "A"  
    Polys-Neutr  
    Eos      *Donor for*  
    Bas      *Sacambra*  
Lymphs-      *Blood type "O"*  
Monos -

*15*      *Not compatible*      *Sept 2 1945*

HENRY BRADY  
CAPT. U.S.A.  
*B*

DECLASSIFIED  
Authority NND 893033

DECLASSIFIED  
Authority \_\_\_\_\_

DECLASSIFIED  
Authority NND 893033

DECLASSIFIED  
Authority NND 893033

HEMATOLOGY 37TH STATION HOSPITAL  
Ward: 4  
Bed:  
Date:

Sacambra Gloria  
\_\_\_\_\_  
(Last name) (First name)

Hemoglobin Bleeding time:  
Clotting time:  
RBC : Reticulocytes:  
WBC:  
Differential Blood type "B"  
Polys-Neutr  
Eos  
Bas  
Lymphs -  
Monos -

*14*

*Donor apt 26 1945*  
*Sacambra*  
*Blood type "O"*  
HENRY BRIDG  
CAPT. M. C.

*Not compatible*

DECLASSIFIED  
Authority \_\_\_\_\_

DECLASSIFIED  
Authority NND 893033

SEROLOGY 37th STA HOSP Wa- 4  
APO 70 Bed-

*Jolintino Purificacion*  
(Last Name) (First Name) (ASN)

Orgn. *Blood Donor*  
*26-9-45*

B. JO Kahn- ✓ NEGATIVE  
Wasserman-

Widal-  
*2465*

B. Abortus-  
Other Serology-

SPINAL FLUID  
Kahn-  
*15* Wasserman-  
Colloidal Gold-  
*5-8384*

SEP 27 1945  
Emmitt D. Moore  
WO *W* U.S.A.  
27 SEP 1945

DECLASSIFIED  
Authority NND 893033

DECLASSIFIED  
Authority \_\_\_\_\_

DECLASSIFIED  
Authority NND 893033

51

37th STATION HOSPITAL  
Laboratory Record

DECLASSIFIED  
Authority NND 893033

NAME vacambra Valerio Hosp. 37<sup>th</sup> Station  
(Last) (First) (Initial) Ward 4

Regt. civilian Bn. Co.

Date of Positive Smear negative

Number of Previous Attacks of Malaria None

Laboratory Diagnosis: P. vivax ..... P. falciparum .....  
(Check One) Mixed Species  
Infection ..... Undetermined .....

Additional Date: Emergency HENRY BRODY  
CAPT. M. C.  
OCT 6 1946

(Signature)

DECLASSIFIED  
Authority \_\_\_\_\_